



MODERN



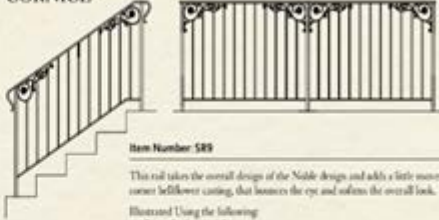
Item Number: SR6

This design takes everything sideways with modern flip to the standard rail.

Illustrated Using the following:

- Cap rail - # TM1212 (3-3/2" x1/2" rectangular bar)
- Post - #A1 P-48 (1"x1" solid sq)
- Infill - #A1 IF-2 (3/2" solid sq)
- Rail ends - #A1 RE-TD (turn down)

CORNICE




Item Number: SR9

This rail takes the overall design of the Noble design and adds a little movement with a corner beflower coating, that focuses the eye and softens the overall look.

Illustrated Using the following:

- All standard materials
- Corner Design - beflower coating
- Rail ends - #A1 RE-TD (turn down)

THE LOOP



Item Number: SR7

Using the same materials as the Modern rail gives this rail a contemporary/ modern feel.

Illustrated Using the following:

- Cap rail - # TM1212 (3-3/2" x1/2" rectangular bar)
- Post - #A1 P-48 (1"x1" solid sq)
- Infill - #A1 IF-2 (3/2" solid sq)
- Bottom rail - #A1 BR-1 (3/2"x1" channel)
- Rail ends - #A1 RE-TD (turn down)

VANDYKE



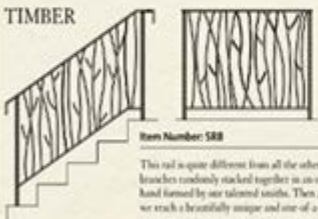
Item Number: SR10

Using our Noble framework, we replaced the standard posts and pickets with textured and forged elements creating an artistic hand forged design. Giving this design character and weight.

Illustrated Using the following:

- Cap rail - # TMSTD (standard cap)
- Post - #A1 P-FCR-1 (1" SQ FORGED-CENTER BONES)
- Pickets Alternating double and single forged bars 1/2" sq bar
- Bottom rail - #A1 BR-1 (3/2"x1" channel)
- Rail ends - #A1 RE-LT1 (large hole's wedge)

TIMBER



Item Number: SR8

This rail is quite different from all the others. With this design we are replicating the look of tree branches randomly stacked together in an organic fashion. Each picket (branch) is hand-sawned, and hand-finished by our talented smiths. Then assembled one by one into the framework of the rail till we reach a beautifully unique and one-of-a-kind rail.

- Cap rail - # TM0117WG (1-1/2" x1/2" wood grain endused bar)
- Post - #A1 P-48 EHF (1"x1" solid sq, edge hand-sawned)
- Infill - #A1 IF-2 (3/2" round bar, hand-sawned)
- Bottom rail - #A1 BR-1 (3/2"x1" channel)
- Rail ends - #A1 RE-TD (turn down)

BRIDGE



Item Number: SR11

When pickets are not desired or required by code. This is a great simple choice to keep the area as open as possible and still get the safety of a handrail.

- Illustrated using all standard materials
- Post shown is #A1 P-GT (1x1 post, ground and treated) also showing post due at the base.

WISTERIA

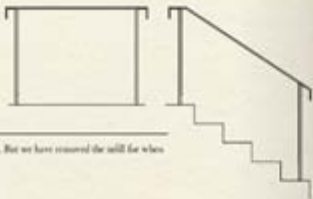


Item Number: SWF2

Same overall framework as the SWF1 but adding scroll work underneath the handrail for a bit of added whimsy.

- Illustrated using all standard materials and hand's tongue rail ends 4AJ RE LY
- Post shown is 4AJ P-GT (3x4 post galvanized and treated) also showing gap shoe at the base.

MODERN FRAME



Item Number: SWF3

This design uses the same materials as the Modern rail. But we have reserved the wall for when it is not required nor desired.

Illustrated Using the following:

- Cap rail - # TM1312 (1-1/2" x1/2" rectangular bar)
- Posts - 4AJ P-49 (1"x1" solid sq.)
- Rail ends - 4AJ RE TD (taper down)

WALL RAIL

Item Number: SWW1

If you are looking for a simple rail to attach to your wall, this style eliminates posts and pickets while still giving you the safety and an style you require.

- Illustrated using all standard materials
- Rail end at top - 4AJ RE V1 (rod end coil)
- Rail end at bottom 4AJ RE LY (hand's tongue)
- Wall brackets - 4AJ WB (pressed steel)

MODERN WALL RAIL

Item Number: SWW2

This wall rail mimics the style of the SWW1, but keeps in line with the more modern design features.

- Illustrated using all standard materials
- Cap rail - # TM1312 (1-1/2" x1/2" rectangular bar)
- Rail ends - 4AJ RE TD (taper down)
- Wall Brackets - 4AJ WB 2b (formed from 1"x1/2" flat bar)



ORNAMENTAL SECURITY



